

GRUPPO 7- Sezione Scientifica di Patologia Generale ed Epigenetica

Researchers

[Metric guidance](#) [+ Add to Reporting](#) [Export](#) [Shortcuts](#)

There are 10 Researchers in My Researcher Group 1

[Add to panel](#) [Tag](#) [+ Create group](#)

	<input type="checkbox"/>	Name	Scholarly Output	Most recent publication	Citations	h-index
1.	<input type="checkbox"/>	Altucci, Lucia	120	2023	1,627	65
2.	<input type="checkbox"/>	Nebbioso, Angela	35	2023	481	44
3.	<input type="checkbox"/>	Benedetti, Rosaria	32	2023	234	21
4.	<input type="checkbox"/>	Carafa, Vincenzo	22	2023	308	28
5.	<input type="checkbox"/>	Chianese, Ugo	18	2023	97	7
6.	<input type="checkbox"/>	Conte, Mariarosaria	18	2023	243	22
7.	<input type="checkbox"/>	del Gaudio, Nunzio	15	2023	90	8
8.	<input type="checkbox"/>	Cobellis, G.	14	2023	137	31
9.	<input type="checkbox"/>	Papulino, Chiara	11	2023	60	8
10.	<input type="checkbox"/>	Megchelenbrink, Wout	6	2023	92	10

Il Gruppo 7 include il dott. SERGIO AMITRANO, Presidente della Fondazione 'Bartolo Longo' III Millennio ETS (<https://fondazionebartololongo.com>), come membro esterno.

Summary metrics

[+ Add to Reporting](#)

139

Scholarly Output

87.1% All Open Access

[View list of publications](#)

10

Researchers

1.39

Field-Weighted Citation Impact

[Yearly breakdown](#)

1,876

Citation Count

13.5

Citations per Publication

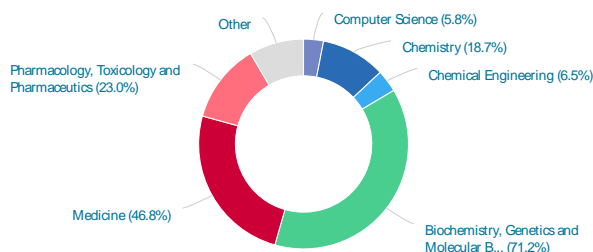
Publication share by Subject Area

[+ Add to Reporting](#)

Donut Chart



Segment size represents relative publication share per Subject Area. Note that a publication can be mapped to multiple Subject Areas. [Learn more](#)



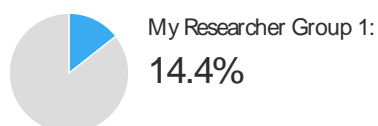
Performance indicators

Outputs in Top Citation Percentiles ⓘ

[+ Add to Reporting](#)

Publications in top 10% most cited worldwide

☒ Show as field-weighted

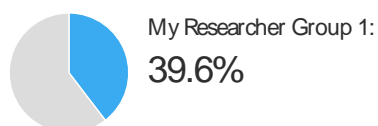


[> Analyze in more detail](#)

International Collaboration ⓘ

[+ Add to Reporting](#)

Publications co-authored with researchers in other countries/regions



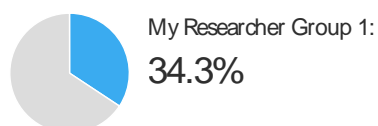
[> Analyze in more detail](#)

Publications in Top Journal Percentiles ⓘ

[+ Add to Reporting](#)

Publications in top 10% journals

by [CiteScore Percentile](#)

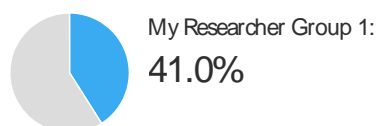


[> Analyze in more detail](#)

Academic-Corporate Collaboration ⓘ

[+ Add to Reporting](#)

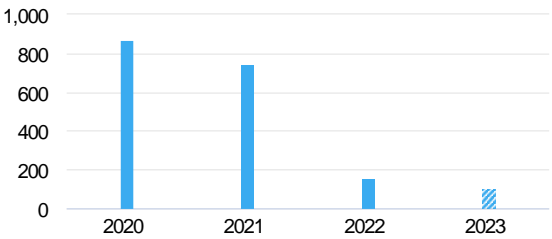
Publications with both academic and corporate affiliations



[> Analyze in more detail](#)

Citation Count ⓘ

+ Add to Reporting Export ▾ Shortcuts ▾



Incomplete year ⓘ

1,876

number of citations received by publications by researchers of My Researcher Group
1