

GRUPPO 1- Sezione Scientifica di Gastroenterologia

Researchers

Metric guidance + Add to Reporting Export Shortcuts

2 of the 3 Researchers in GASTROENTEROLOGIA have publications within the selected year range (2020 to 2023)

Add to panel Tag Create group

	<input type="checkbox"/>	Name	Scholarly Output	Most recent publication	Citations	h-index
1.	<input type="checkbox"/>	Federico, Alessandro	62	2023	873	47
2.	<input type="checkbox"/>	Gravina, Antonietta Gerarda	53	2023	454	26

Summary metrics

+ Add to Reporting

85

Scholarly Output

69.4% All Open Access

View list of publications

2

Researchers

1.91

Field-Weighted Citation Impact

Yearly breakdown

1,098

Citation Count

12.9

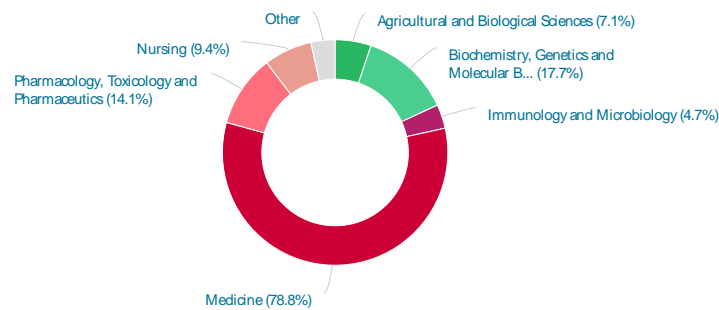
Citations per Publication

Publication share by Subject Area

+ Add to Reporting

Donut Chart

Segment size represents relative publication share per Subject Area. Note that a publication can be mapped to multiple Subject Areas. Learn more



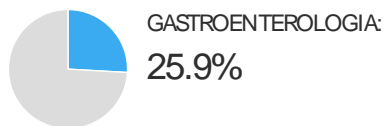
## Performance indicators

### Outputs in Top Citation Percentiles ⓘ

+ Add to Reporting

Publications in top 10% most cited worldwide

☐ Show as field-weighted



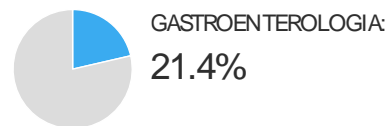
> Analyze in more detail

### Publications in Top Journal Percentiles ⓘ

+ Add to Reporting

Publications in top 10% journals

by CiteScore Percentile ▾

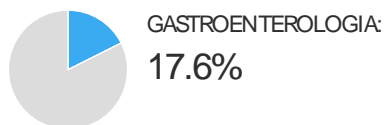


> Analyze in more detail

### International Collaboration ⓘ

+ Add to Reporting

Publications co-authored with researchers in other countries/regions

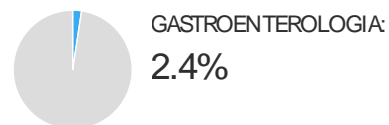


> Analyze in more detail

### Academic-Corporate Collaboration ⓘ

+ Add to Reporting

Publications with both academic and corporate affiliations



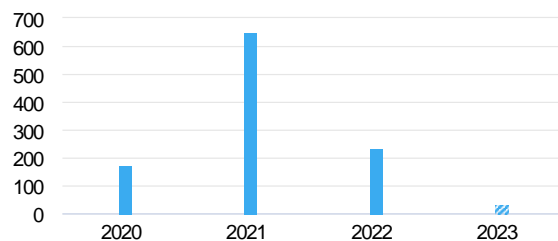
> Analyze in more detail

## Citation Count ⓘ

+ Add to Reporting

Export ▾

Shortcuts ▾



Incomplete year ⓘ

1,098

number of citations received by publications by researchers of GASTROENTEROLOGIA