

GRUPPO 5. SEZIONE SCIENTIFICA DI ONCOLOGIA MEDICA

Researchers


Entity: ONCOLOGIA MEDICA 2022 · Year range: 2019 to 2023 · Data source: Scopus, up to 12 Apr 2023

Name	Scholarly Output	Most recent publication	Citations	<i>h</i> -index
1. Ciardiello, Fortunato	151	2023	3,627	91
2. Troiani, Teresa	91	2023	1,291	43
3. Martinelli, Erika	91	2023	2,248	46
4. Morgillo, Floriana	61	2023	727	42
5. De Vita, Ferdinando	60	2023	957	48
6. Napolitano, Stefania	60	2023	659	21
7. Della Corte, Carminia Maria	59	2023	1,253	25
8. Martini, Giulia	49	2023	714	20
9. Orditura, Michele	39	2023	536	46

Overall research performance

Entity: ONCOLOGIA MEDICA 2022 · Year range: 2019 to 2023 · Data source: Scopus, up to 12 Apr 2023

296

Scholarly Output 
76.4% Open Access

9

Researchers

2.46

Field-Weighted Citation Impact 

7,219

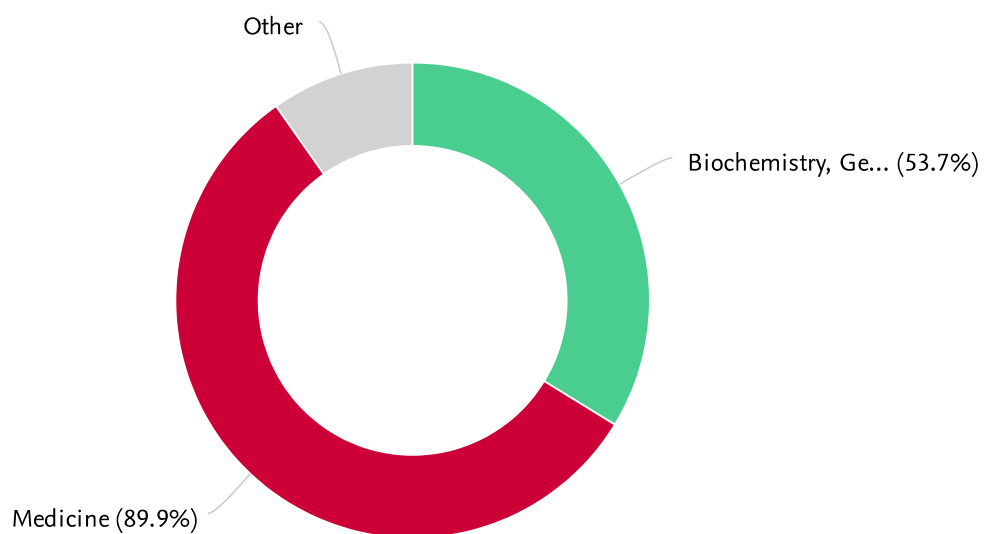
Citation Count 

24.4

Citations per Publication 

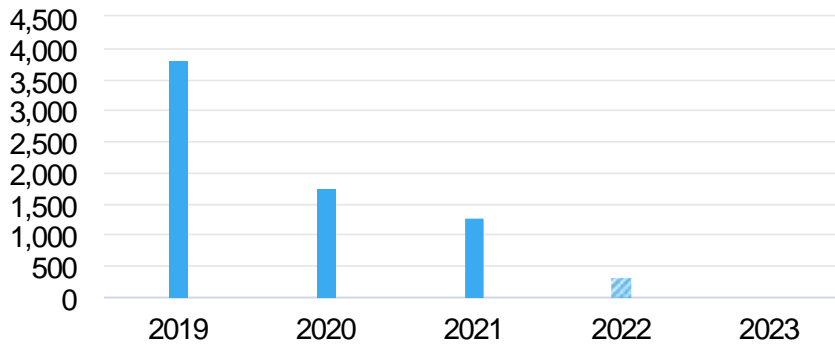
Publication share by Subject Area

Entity: ONCOLOGIA MEDICA 2022 · Year range: 2019 to 2023 · Data source: Scopus, up to 12 Apr 2023



Citation Count

Entity: ONCOLOGIA MEDICA 2022 · Year range: 2019 to 2023 · Data source: Scopus, up to 12 Apr 2023



7,219

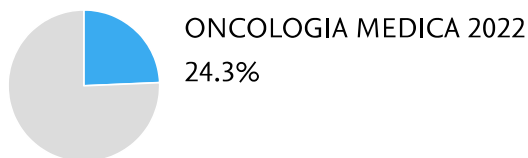
number of citations received by
publications in ONCOLOGIA
MEDICA 2022

Incomplete year

Outputs in Top 10% Citation Percentiles summary

Entity: ONCOLOGIA MEDICA 2022 · Year range:
2019 to 2023 · Data source: Scopus, up to 12 Apr
2023


Publications in top 10% most cited worldwide
(field-weighted)



Publications in Top 10% Journal Percentiles by CiteScore Percentile

Entity: ONCOLOGIA MEDICA 2022 · Year range:
2019 to 2023 · Data source: Scopus, up to 12 Apr
2023

Publications in top 10% journals by CiteScore
Percentile



Collaboration

Entity: ONCOLOGIA MEDICA 2022 · Year range: 2019 to 2023 · Data source: Scopus, up to 12 Apr 2023

Scholarly Output in ONCOLOGIA MEDICA 2022, by amount of international, national and institutional collaboration

